



SMART EBIKES
LEGEND
EBIKES

SMART URBAN EBIKE
LEGEND
MONZA

Legend Monza Smart eBike is the **fourth generation** of this iconic Legend model, which maintains the essence of its predecessors: integrated battery, 20" wheel and folding in two steps.

The main changes are the big balloon **Schwalbe Big Ben** tyres with shock absorber effect, the new **rear rack development concept** with special lift for saddlebags, **Tektro hydraulic disc brakes**, **anchoring system** for **bags** and **baskets** welded in the steering head tube (compatible with **KLICKfix®**) which helps the weight of the basket to be transferred directly to the frame without **impairing riding maneuverability**.





SMART URBAN EBIKE
LEGEND
MONZA






Steel Blue



Onyx Black



Silver Grey



MOTOR	250W GEARED 1:4.5 Ratio 40Nm
MAX SPEED	25 Kph
BATTERY	36V 8Ah Yoku
BATTERY	36V 10.4Ah Sanyo-Panasonic
BATTERY	36V 14Ah Panasonic
SENSOR	32 pulses BB integrated speed sensor
SENSOR	Real time BB integrated torque sensor
JOYSTICK	Bluetooth SCI* by Ebikemotion
CONNECTORS	HIGO IP67 Waterproof
RANGE	60 - 100 Km**

CONTROLLER	SCU* by Ebikemotion
FRAME	AL 6061 T6 Foldable
BRAKES	Hydraulic disc TEKRO T285
DERAILLEUR	Shimano RD-FT35 6 Speeds
LIGHTS	Spanninga Kendo
TYRES	Schwalbe 20" 2.15 BIG BEN
SADDLE	Velo 3061A
WEIGHT	19.5 Kgs
FRAME COLOUR	Onyx Black / Steel Blue / Silver Grey

Some components may not exactly match the description or pictures (due to current worldwide supply difficulties) and may be replaced by other components of equivalent or higher range.

*SCU (Smart Control Unit) SCI (Smart Control Interface). **Range according to battery capacity.

Available options.





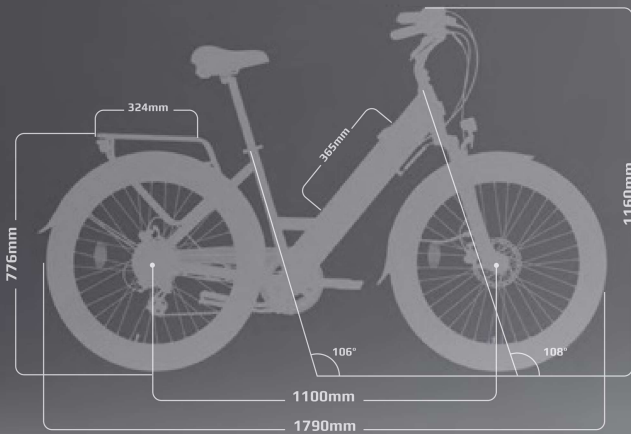
SMART MOUNTAIN EBIKE
LEGEND
milano

The very best words that describe the Legend Milano model **are strong, elegant and comfortable**. The 26" step-through from the Legend Catalogue has been revamped with many improvements just like other models of the new Legend Smart range, including the big balloon **Schwalbe Big Ben** tires, the **Tektro hydraulic** brakes and the front anchor compatible with **KLICKfix®** transferring the weight directly to the frame without interfering with the bikes maneuverability.

To add to all this, we have listened carefully to our customers and so the latest Legend Milano is **now available in black (Onix Black)**. Other options include **battery customisation** with colours and textures choices that will be gradually launched.



SMART MOUNTAIN EBIKE
LEGEND
milano





Arctic White



Onyx Black

MOTOR	250W GEARED 1:4,5 Ratio 40Nm
MAX SPEED	25 Kph
BATTERY	36V 10,4Ah Sanyo-Panasonic
BATTERY	36V 14Ah Panasonic
SENSOR	32 pulses BB integrated speed sensor
SENSOR	Real time BB integrated torque sensor
CONTROLLER	SCU* by Ebikemotion
JOYSTICK	Bluetooth SCI* by Ebikemotion
CONNECTORS	HIGO IP67 Waterproof
RANGE	80 - 100 Km**

FRAME	AL 6061 T6 Reinforced
BRAKES	Hydraulic disc TEKTRO T285
DERAILLEUR	Shimano Altus 7 Speeds
LIGHTS	Spanninga Kendo+ 30 LUX
TYRES	Schwalbe 26" 2,15 BIG BEN
SADDLE	Velo VL-6123
WEIGHT	24,0 Kgs
FRAME COLOUR	Onyx Black / Arctic White

Some components may not exactly match the description or pictures (due to current worldwide supply difficulties) and may be replaced by other components of equivalent or higher range.

*SCU (Smart Control Unit) SCI (Smart Control Interface). **Range according to battery capacity.

Available options.






URBAN SMART EBIKE
LEGEND
siena

The **Legend Siena** concept was created out of our ambition to achieve the **optimal** levels of **size vs comfort**. The outcome was for us to challenge the market with a folding ebike in 24". Something never produced before - the result was an overwhelming success.

This new smart urban version features a reinforced aluminum frame with significant **improvements** in the **hinge** for a better folding experience and a **new rack** system that **optimizes** space and aesthetics to the maximum. In addition, we have added improved components and a new **RED** color option that is absolutely **groundbreaking**.





URBAN SMART EBIKE
LEGEND
sieha





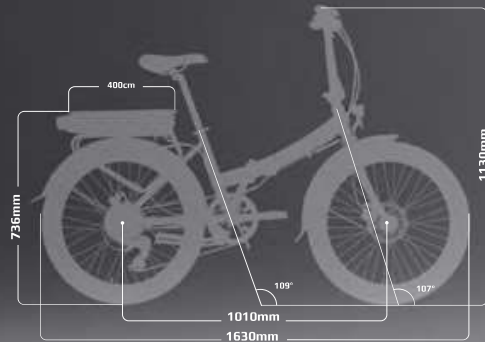
Strawberry Red



Arctic White



Onyx Black



MOTOR	250W GEARED 1:4.5 Ratio 40Nm
MAX SPEED	25 Km/h
BATTERY	36V 10.4Ah Sanyo-Panasonic
BATTERY	36V 14Ah Panasonic
SENSOR	32 pulses BB integrated speed sensor
SENSOR	Real time BB integrated torque sensor
CONTROLLER	SCU* by Ebikemotion
JOYSTICK	Bluetooth SCI* by Ebikemotion
CONNECTORS	HIGO IP67 Waterproof
RANGE	80 - 100 Km**

FRAME	AL 6061 T6 Foldable
BRAKES	Hydraulic disc TEKTRO T285
DERAILLEUR	Shimano TY300 7 Speeds
LIGHTS	Spanninga Kendo+ 30 LUX
TYRES	Schwalbe 24" 2.15 BIG BEN
SADDLE	Velo 3061A
WEIGHT	21.0 Kgs
FRAME COLOUR	Onyx Black / Arctic White / Strawberry Red

Some components may not exactly match the description or pictures (due to current worldwide supply difficulties) and may be replaced by other components of equivalent or higher range.

*SCU (Smart Control Unit) SCI (Smart Control Interface). **Range according to battery capacity.

Available options.

feel no limits
LEGEND
EBIKES





SMART MOUNTAIN EBIKE
LEGEND
ETNA

When we say **Legend Etna** we talk about a model that is **one of a kind**. We are talking about one of the most versatile ebikes on the market and a vehicle that adapts to all terrains and individuals. We are talking about a **two-wheeled SUV**...

Its 27.5" folding frame incorporates a **Roxshock XC30** fork, **hydraulics** from **Shimano M-315** and a **Deore** derailleur with 30 speeds. Additionally, there's the option for **loading packages** both at **front** and **rear**, as well as a set of **fenders** and **lights**.





SMART MOUNTAIN EBIKE
LEGEND
ETNA

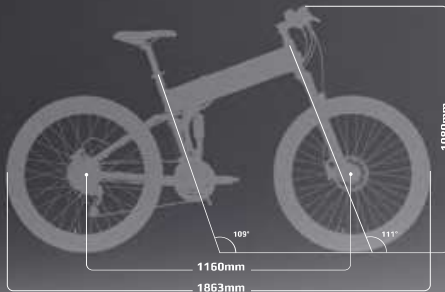




Titanium Grey



Onyx Black



MOTOR	250W GEARED 1:4,5 Ratio 40Nm
MAX SPEED	25 Kph
BATTERY	36V 10.4Ah Sanyo-Panasonic
BATTERY	36V 14Ah Panasonic
SENSOR	32 pulses BB integrated speed sensor
SENSOR	Real time BB integrated torque sensor
JOYSTICK	Bluetooth SCI* by Ebikemotion
CONNECTORS	HIGO IP67 Waterproof
RANGE	80 - 100 Km*

FRAME	AL 6061 T6 Foldable
BRAKES	Hydraulic disc Shimano M315
DERAILLEUR	Shimano Deore RD-M610 30
TYRES	Maxxis PACE 650B 2.10
SILLÍN	Velo PLUSH VL-3389
WEIGHT	21,5 Kgs
FRAME COLOUR	Onyx Black / Titanium Grey
CONTROLLER	SCU* by Ebikemotion

Some components may not exactly match the description or pictures (due to current worldwide supply difficulties) and may be replaced by other components of equivalent or higher range.

*SCU (Smart Control Unit) SCI (Smart Control Interface). **Range according to battery capacity.
Available options.

SMART MOUNTAIN EBIKE
LEGEND
ETN8

MOTOR	500W GEARED 1:5 Ratio 70Nm
MAX SPEED	45 Kph
BATTERY	48V 10,5Ah Panasonic
SENSOR	32 pulses BB integrated speed sensor
SENSOR	Real time BB integrated torque sensor
JOYSTICK	Bluetooth SCI* by Ebikemotion
CONNECTORS	HIGO IP67 Waterproof
RANGE	80 - 100 Km**
FRAME	AL 6061 T6 Foldable
BRAKES	Hydraulic disc Shimano M315
DERAILLEUR	Shimano Deore RD-M610 30
TYRES	Maxxis PACE 650B 2.10
SADDLE	Velo PLUSH VL-3389
WEIGHT	23 Kgs
FRAME COLOUR	Onyx Black / Titanium Grey
CONTROLLER	SCU* by Ebikemotion

*SCU (Smart Control Unit) SCI (Smart Control Interface), **Range according to battery capacity.
Available options.



Expand your expectations

Now the Legend Etna has many **options** to suit every requirement. Once you choose your color, engine size, battery capacity and your chosen type of PAS sensor, why not carry on and add the **rack**, lights and **mudguards** options specially designed for the Etna. We have selected the Ursus **kickstand** so we can maintain the aggressive aesthetic form that characterizes this model.



KLIckfix®

The KLIckfix® anchoring system allows the installation of **thousands of accessories**. Backpacks, baskets, pet carriers, front racks, hard cases, etc All Legend Smart Ebikes including Etna are equipped with this system.

